

Introductory sub-table (I)(a)

Name of the Company: Chandni Textiles Engineering Industries Limited

Scrip Code, Name of the scrip, class of security: 522292

Quarter ended: 31st December, 2013


Partly paid-up shares:-	No. of partly paid-up shares	As a % of total no. of partly paid-up shares	As a % of total no. of shares of the company
Held by promoter/promoter group	-	-	-
Held by public	-	-	-
<b>Total - D</b>	-	0	0

Outstanding convertible securities: No. of outstanding securities	As a % of total no. of outstanding convertible securities	As a % of total no. of shares of the company, assuming full conversion of the convertible securities
Held by promoter/promoter group	-	-
Held by public	-	-
<b>Total - E</b>	-	-

Warrants:-	No. of warrants	As a % of total no. of warrants	As a % of total no. of shares of the company, assuming full conversion of warrants
Held by promoter/promoter group	-	-	-
Held by public	-	-	-
<b>Total - F</b>	-	-	-


Total paid-up capital of the company, assuming full conversion of warrants and convertible securities

161372630



**Statement Showing Shareholding Pattern**


Category code	Category of Shareholder	Number of Shareholders	Table I(a)		Quarter ended 31st December, 2013			
			Total number of shares	Number of shares held in dematerialized form	Total shareholding as a percentage of total number of shares		Shares Pledged or otherwise encumbered	
					As a percentage of (A+B) <sup>1</sup> (VI)	As a percentage of (A+B+C) (VII)	Number of shares (VIII)	As a percentage (IX) = (VIII)/(IV) * 100
(A)	<b>Shareholding of Promoter and Promoter Group<sup>2</sup></b>	(III)	(IV)	(V)				
1	<b>Indian</b>							
(a)	Individuals/ Hindu Undivided Family							
(b)	Central Government/ State Government(s)	5	62828750	62828750	38.93	38.93	0	0.00
(c)	Bodies Corporate	0	0	0	0.00	0.00	0	0.00
(d)	Financial Institutions/ Banks	1	4222110	4222110	2.62	2.62	0	0.00
(e)	Any Others(Specify)	0	0	0	0.00	0.00	0	0.00
	<b>Sub Total(A)(1)</b>	6	67050860	67050860	41.55	41.55	0	0.00
2	<b>Foreign</b>							
a	Individuals (Non-Residents Individuals/ Foreign Individuals)							
b	Bodies Corporate	0	0	0	0.00	0.00	0	0.00
c	Institutions	0	0	0	0.00	0.00	0	0.00
d	Any Others(Specify)	0	0	0	0.00	0.00	0	0.00
	<b>Sub Total(A)(2)</b>	0	0	0	0.00	0.00	0	0.00
	<b>Total Shareholding of Promoter and Promoter</b>	6	67050860	67050860	41.55	41.55	0	0.00
(B)	<b>Public shareholding</b>							
1	<b>Institutions</b>							
(a)	Mutual Funds/ UTI							
(b)	Financial Institutions/ Banks	0	0	0	0.00	0.00	0	0.00
(c)	Central Government/ State Government(s)	1	4000	0	0.00	0.00	0	0.00
(d)	Venture Capital Funds	0	0	0	0.00	0.00	0	0.00
(e)	Insurance Companies	0	0	0	0.00	0.00	0	0.00
(f)	Foreign Institutional Investors	0	0	0	0.00	0.00	0	0.00
(g)	Foreign Venture Capital Investors	0	0	0	0.00	0.00	0	0.00
(h)	Any Other (specify)	0	0	0	0.00	0.00	0	0.00
	<b>Sub-Total (B)(1)</b>	1	4000	0	0.00	0.00	0	0.00
B 2	<b>Non-institutions</b>							
(a)	Bodies Corporate							
(b)	Individuals	109	54453397	54229397	33.75	33.75	0	0.00
	Individuals - i. Individual shareholders holding nominal share capital up to Rs 1 lakh	3466	12034415	9841065	0.00	0.00	0	0.00
	ii. Individual shareholders holding nominal share capital in excess of Rs. 1 lakh.	22	22631814	22631814	7.46	7.46	0	0.00
(c)	Any Other (specify)							
(c-i)	NRI Repat & Non Repat	10	23340	23340	14.02	14.02	0	0.00
(c-ii)	Hindu Undivided Family	85	5168923	5168923	0.01	0.01	0	0.00
	<b>Clearing Members</b>	2	3881	3881	3.20	3.20	0	0.00
	<b>Sub-Total (B)(2)</b>	3694	94317770	91898420	58.45	58.45	0	0.00
(B)	<b>Total Public Shareholding (B) = (B)(1)+(B)(2)</b>	3695	94321770	91898420	58.45	58.45	0	0.00
	<b>TOTAL (A)+(B)</b>	3701	161372630	158949280	100.00	100.00	0	0.00
(C)	<b>Shares held by Custodians and against which Depository Receipts have been issued</b>							
1	Promoter and Promoter Group							
2	Public	0	0	0	0.00	0.00	0	0.00
	<b>Sub-Total (C)</b>	0	0	0	0.00	0.00	0	0.00
	<b>GRAND TOTAL (A)+(B)+(C)</b>	3701	161372630	158949280	100.00	100.00	0	0.00



Name of the Company:	CHANDNI TEXTILES ENGINEERING INDUSTRIES LIMITED
Scrip Code: 522292	Quarter ended: 31st December, 2013
(Xb) Statement showing holding of securities (including shares, warrants, convertible securities) of persons belonging to the category "Promoter and Promoter Group"	

Sr. No.	Name of the shareholder	Details of Shares held		Encumbered shares (*)			Details of warrants		Details of convertible securities		Total shares (including underlying shares assuming full conversion of warrants and convertible securities) as a % of diluted share capital
		Number of shares held	As a % of grand total (A)+(B)+(C)	No.	As a percentage	As a % of grand total (A)+(B)+(C) of sub-clause (I)(a)	Number of warrants held	As a % total number of warrants of the same class	Number of convertible securities held	As a % total number of convertible securities of the same class	
(i)	(ii)	(iii)	(iv)	(v)	$(v)/(iii) \times 100$	(vi)	(vii)	(viii)	(ix)	(x)	(xi)
1	JAYESH RAMNIKLAL MEHTA	41920910	25.98	0	0.00	0.00	0	0	0	0	25.98
2	AMITA JAYESH MEHTA	19612740	12.15	0	0.00	0.00	0	0	0	0	12.15
3	PRERNA J MEHTA	670000	0.42	0	0.00	0.00	0	0	0	0	0.42
4	CHANDNI J MEHTA	625000	0.39	0	0.00	0.00	0	0	0	0	0.39
5	L.P WANKAWALLA	100	0.00	0	0.00	0.00	0	0	0	0	0.00
6	J.R. TEXMACHTRADE PVT. LTD.	4222110	2.62	0	0.00	0.00	0	0	0	0	2.62
TOTAL:		67050860	41.55	0	0.00	0.00	0	0	0	0	41.55

(\*) The term "encumbrance" has the same meaning as assigned to it in regulation 28(3) of the SAST Regulations, 2011



Name of the Company:	CHANDNI TEXTILES ENGINEERING INDUSTRIES LIMITED
Scrp Code: 522292	Quarter ended: 31st December, 2013

(I)(c)(i) Statement showing holding of securities (including shares, warrants, convertible securities) of persons belonging to the category "Public" and holding more than 1% of the total number of shares

Sr. No.	Name of the shareholder	Number of shares held	Shares as a percentage of total number of shares (i.e., Grand Total (A)+(B)+(C) indicated in Statement at para (I)(a) above)	Details of warrants		Details of convertible securities		Total shares (including shares underlying shares assuming full conversion of warrants and convertible securities) as a % of diluted share capital
				Number of warrants held	As a % total number of warrants of the same class	Number of convertible securities held	% w.r.t total number of convertible securities of the same class	
1	SATYAPRABHU INFRASTRUCTURE PVT LTD	27439394	17.00	0	0	0	0	17.00
2	JHAVERI TRADING & INVESTMENT PVT LTD	13209525	8.19	0	0	0	0	8.19
3	MAHAVIRSINGH N. CHALHAN	6137915	3.80	0	0	0	0	3.80
4	N ION TRADERS PVT LTD	4600000	2.85	0	0	0	0	2.85
5	SHEFALI D SHAH	4120000	2.55	0	0	0	0	2.55
6	DEEPAK R SHAH	2970340	1.84	0	0	0	0	1.84
7	VENKATESH PRASHANTH	2745286	1.70	0	0	0	0	1.70
8	CHAMPAKLAL JETHALAL SHAH	2599282	1.61	0	0	0	0	1.61
9	AARAV FINANCIAL SERVICES LTD	2400000	1.49	0	0	0	0	1.49
<b>TOTAL</b>		<b>66221742</b>	<b>41.04</b>	<b>0</b>	<b>0</b>	<b>0</b>	<b>0</b>	<b>41.04</b>

(I)(c)(ii) Statement showing holding of securities (including shares, warrants, convertible securities) of persons (together with PAC) belonging to the category "Public" and holding more than 5% of the total number of shares of the company

Sr. No.	Name(s) of the shareholder(s) and the Persons Acting in Concert (PAC) with them	Number of shares	Shares as a percentage of total number of shares (i.e., Grand Total (A)+(B)+(C) indicated in Statement at para (I)(a) above)	Details of warrants		Details of convertible securities		Total shares (including underlying shares assuming full conversion of warrants and convertible securities) as a % of diluted
				Number of warrants	As a % total number of warrants of the same class	Number of convertible securities held	% w.r.t total number of convertible securities of the same class	
1	SATYAPRABHU INFRASTRUCTURE PVT LTD	27439394	17.00	0	0	0	0	17.00
2	JHAVERI TRADING & INVESTMENT PVT LTD	13209525	8.19	0	0	0	0	8.19
3								
4								
<b>TOTAL</b>		<b>40648919</b>	<b>25.19</b>	<b>0</b>	<b>0</b>	<b>0</b>	<b>0</b>	<b>25.19</b>



Name of the Company:	CHANDNI TEXTILES ENGINEERING INDUSTRIES LIMITED	
Scrip Code: 522292	Quarter ended:	31st December, 2013

(I)(d) Statement showing details of locked-in shares

Sr. No.	Name of the shareholder	Number of locked-in shares	Locked-in shares as a percentage of total number of shares (i.e., Grand Total (A)+(B)+(C) indicated in Statement at para (I)(a) above)
1			
2			
3			
4			
5			
<b>TOTAL</b>			



Name of the Company:	CHANDNI TEXTILES ENGINEERING INDUSTRIES LIMITED
Scrip Code: 522292	Quarter ended: 31st December, 2013

(II)(a)

Sr. No.	Type of outstanding DR (ADRs, GDRs, SDRs, etc.)	Number of outstanding DRs	Number of shares underlying outstanding DRs	Shares underlying outstanding DRs as a percentage of total number of shares (i.e., Grand Total (A)+(B)+(C) indicated in Statement at para (I)(a) above)
1				
2				
3				
4		<b>NIL</b>		
<b>TOTAL</b>				

(II)(b) Statement showing holding of Depository Receipts (DRs), where underlying shares held by "promoter/promoter group" are in excess of 1% of the total number of shares

Sr. No.	Name of the DR Holder	Type of outstanding DR (ADRs, GDRs, SDRs, etc.)	Number of shares underlying outstanding DRs	Shares underlying outstanding DRs as a percentage of total number of shares (i.e., Grand Total (A)+(B)+(C) indicated in Statement at para (I)(a) above)
1				
2				
3				
4		<b>NIL</b>		
5				
<b>TOTAL</b>				

